


# How to setup the router to work as a repeater?

It is suitable for : **N100RE, N150RH, N150RT, N151RT, N200RE, N210RE, N300RT, N301RT , N300RH, N302R Plus, A702R, A850, A3002RU**

**Application introduction:** TOTOLINK router provided repeater function, with this function users can expand the wireless coverage and allow more terminals to access Internet.

**STEP-1:**

Connect your computer to the router by cable or wireless, then login the router by entering http://192.168.0.1 into the address bar of your browser.



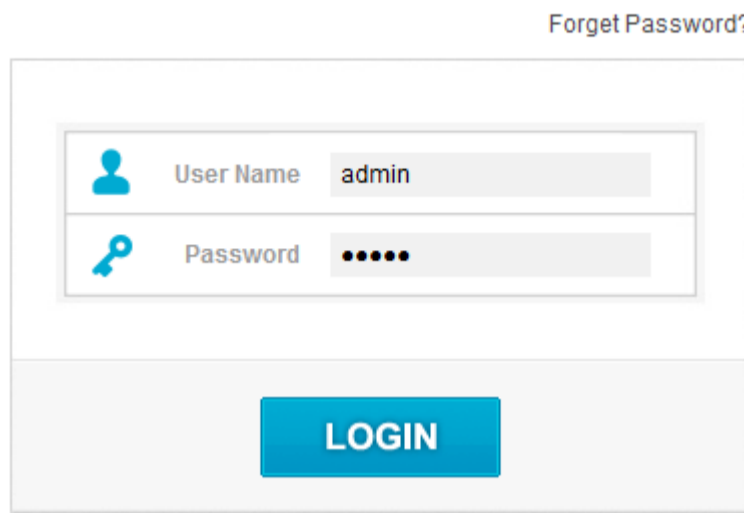
**Note:**

The default access address varies depending on the actual situation. Please find it on the bottom label of the product.

**STEP-2:**

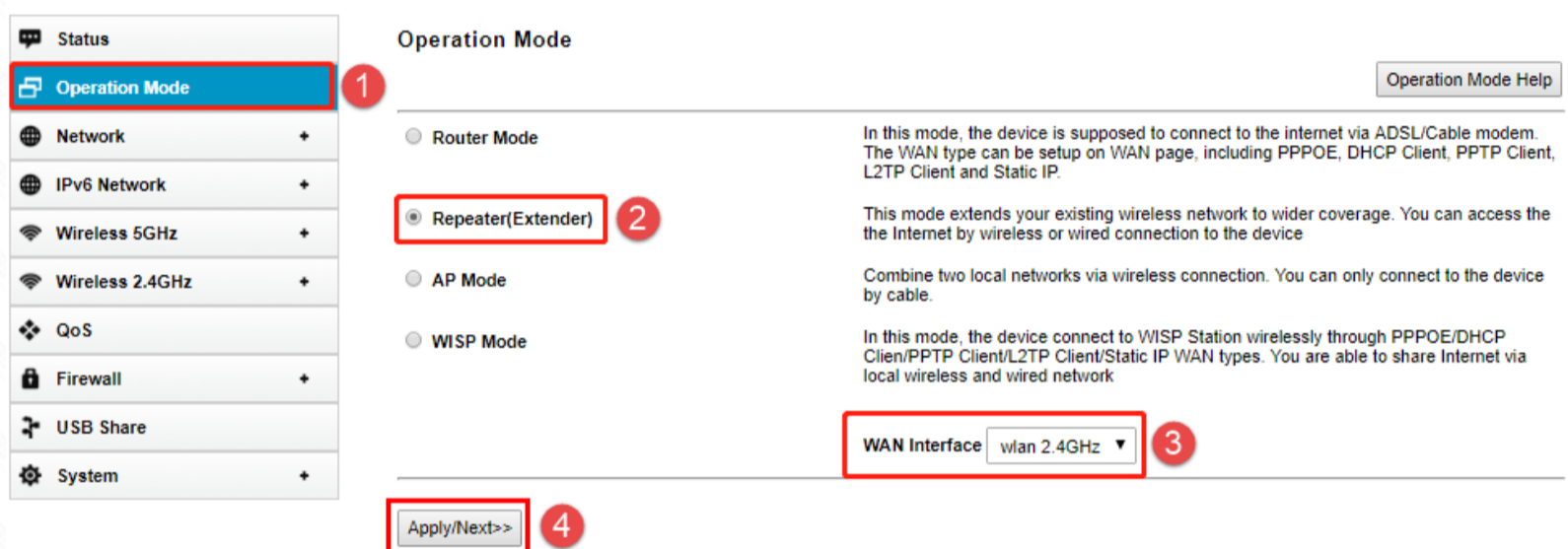
User Name and Password are required, by default both are **admin** in lowercase letter. Click **LOGIN**.

## USER LOGIN



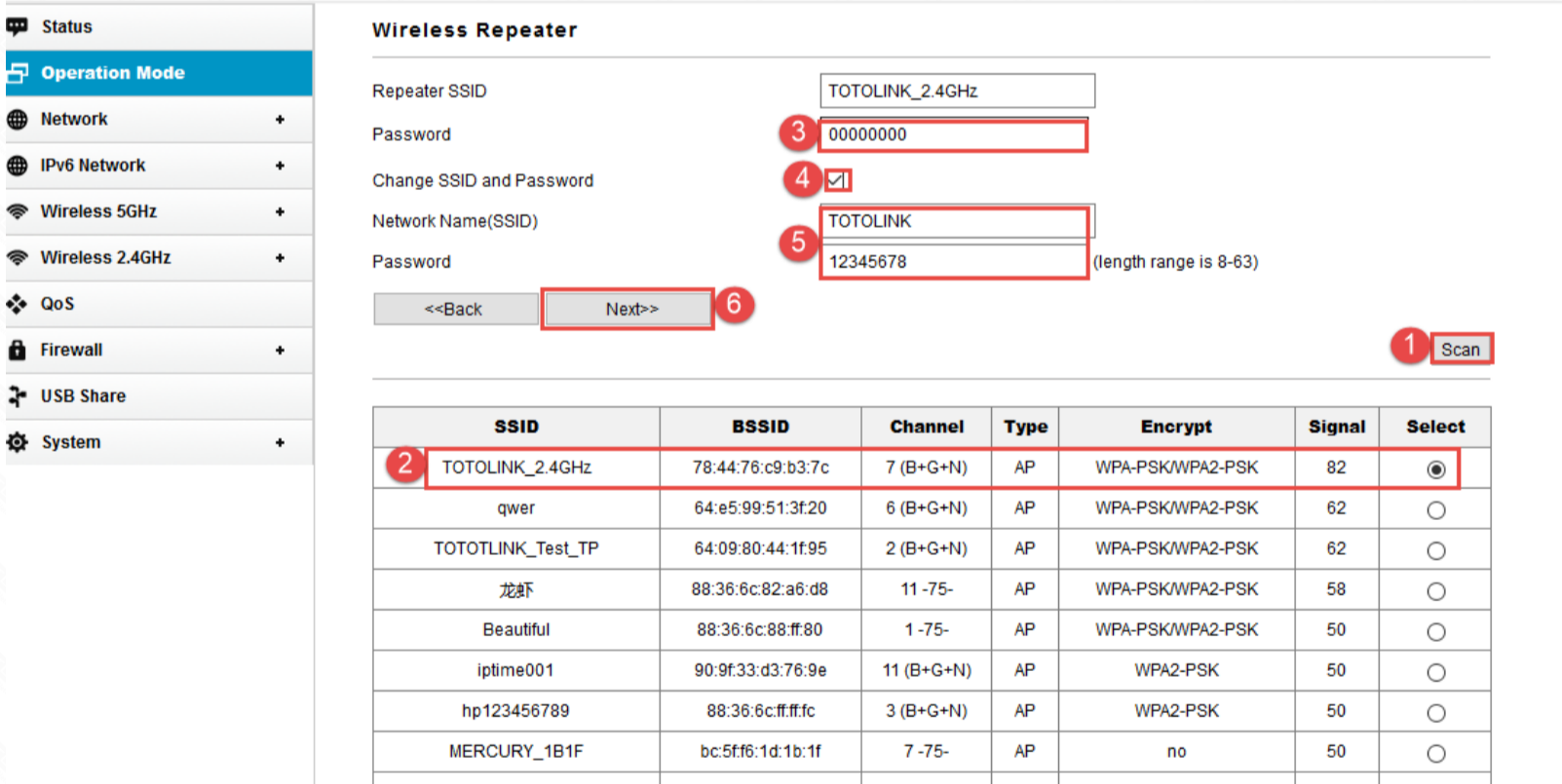
**STEP-3:Check Time Zone Setting**

Please go to **Operation Mode ->Repeater Mode->wlan 2.4GHz or wlan 5GHz** then Click **Apply**.



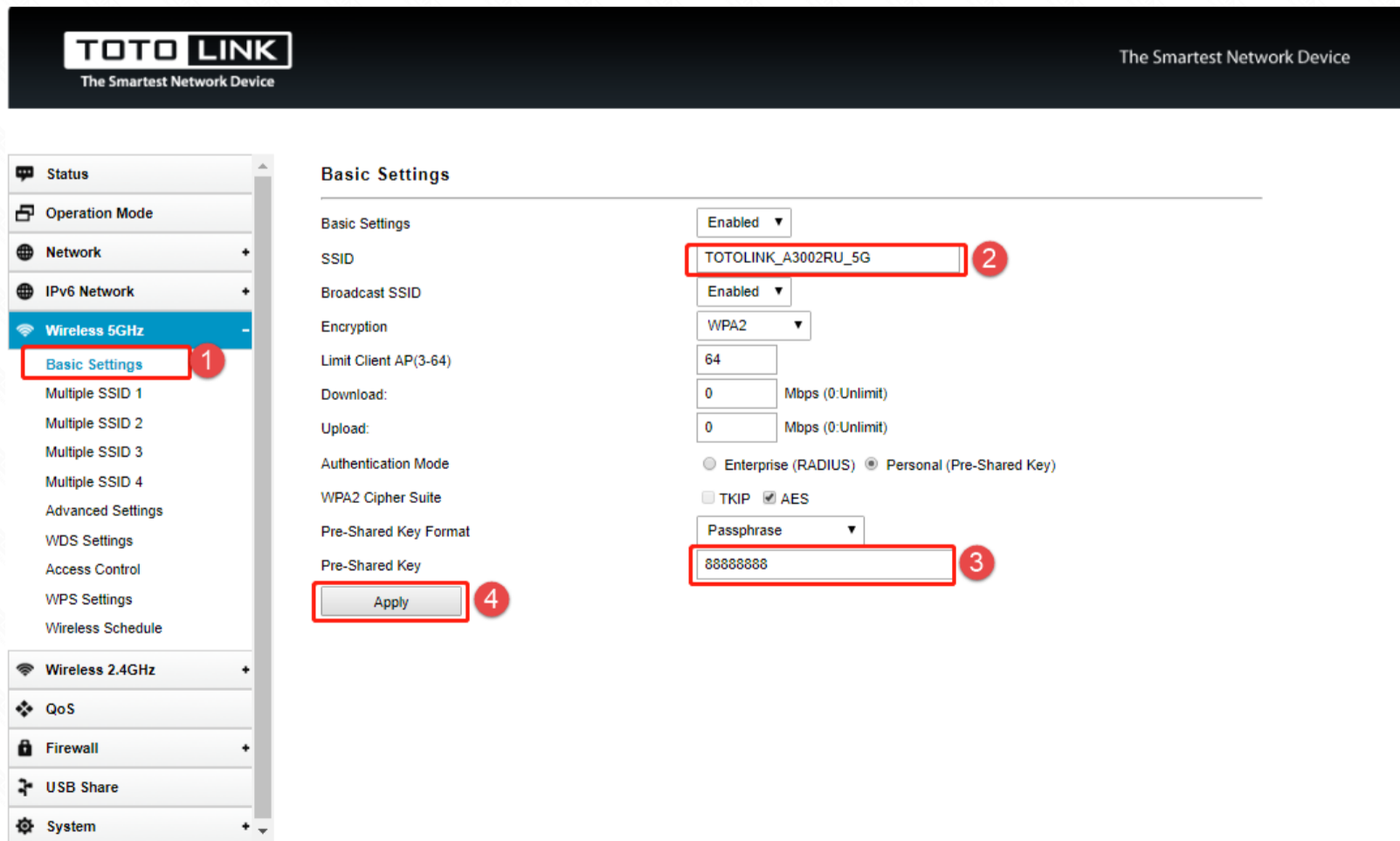
**STEP-4:**

Firstly select **Scan** , then select **host router's SSID** and input **Password** of the **host router's SSID**, then select **Change SSID** and **Password** to input **SSID** and **Password** you want to fill in,then Click **Next**.



**STEP-5:**

Then you can **change Repeater SSID in 5GHz** as below steps input **SSID** and **Password** you want to fill in to 5GHz,then Click **Apply**.



**Note:**

After completing the above operation, please re-connect your SSID after 1 minute or so.if the Internet is available it means that the settings are successful. Otherwise, please re-set the settings again

**Questions and answers**

**Q1: After the Repeater mode is set successfully, you cannot log in to the management interface.**

A: Since AP mode disables DHCP by default, the IP address is assigned by the superior router. Therefore, you need to set the computer or mobile phone to manually set the IP and the network segment of the router to log in to the router settings.

**Q2: How do I reset my router to factory settings?**

A: When turning on the power, press and hold the reset button (reset hole) for 5~10 seconds. The system indicator will flash quickly and then release. The reset was successful.