

How to reset the router to factory defaults?


It is suitable for : **N100RE, N150RH, N150RT, N151RT, N200RE, N210RE, N300RT, N301RT , N300RH, N302R Plus, A702R, A850, A3002RU**

Application introduction: If you can't access the router's setup interface or simply forgot the router's password, you may reset the current configuration to factory default. There are two ways to.

Method 1

STEP-1:

Connect your computer to the router by cable or wireless, then login the router by entering <http://192.168.0.1> into the address bar of your browser.



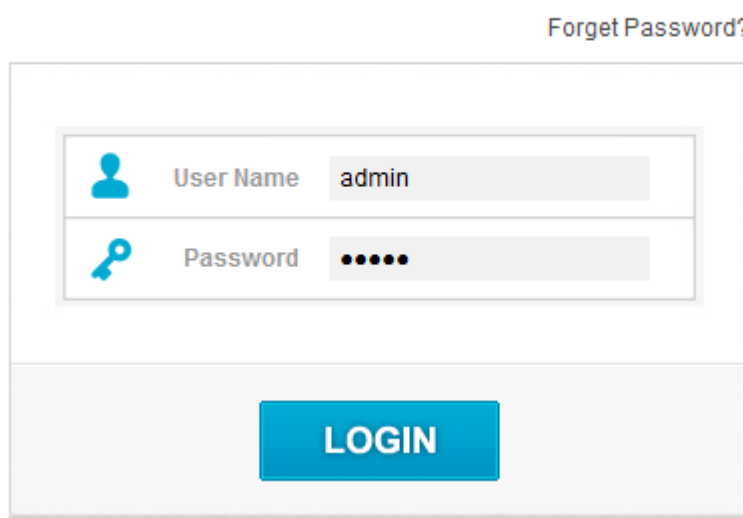
Note:

The default access address varies depending on the actual situation. Please find it on the bottom label of the product.

STEP-2:

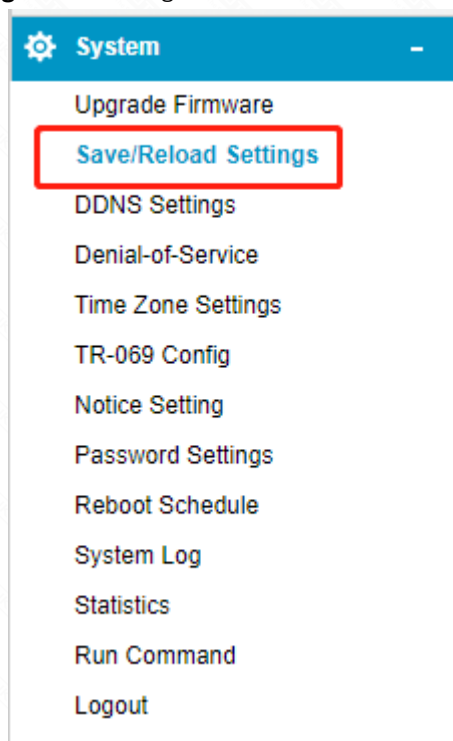
User Name and Password are required, by default both are **admin** in lowercase letter. Click **LOGIN**.

USER LOGIN



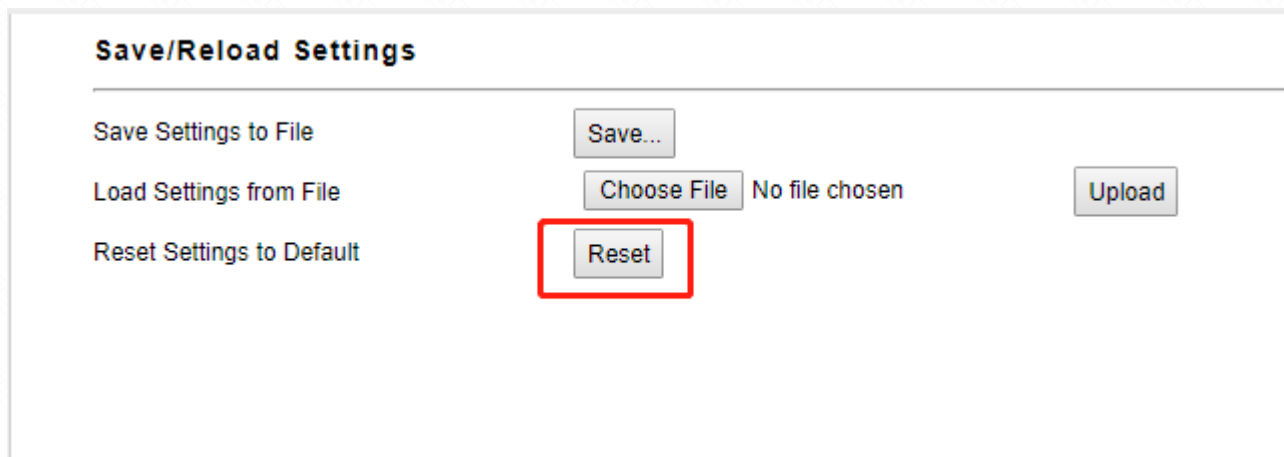
STEP-3: Check Time Zone Setting

Click **System->Save/Reload Settings** on the navigation bar on the left.



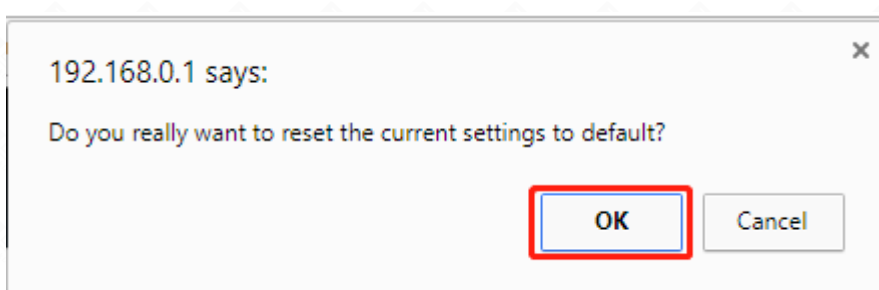
STEP-4: Reboot Schedule Setup

Click **Reset Settings to Default** to reset the router's configuration.



STEP-5:

Click OK and wait for few seconds to finish resetting.



Method 2

Only by one click on the RST/WPS button

STEP-1:

Press and hold the RST/WPS button for about 10 seconds, until the CPU led blink quickly.

STEP-2:

After nearly 30 seconds, resetting is finished.